



# DAILY BULLION REPORT

24 June 2026

24 June 2026

### BULLDEX SNAPSHOT

Commodity	Expiry	Open	High	Low	Close	% Change
MCXBULLDEX	24-Jun-26	0.00	0.00	0.00	34611.00	0.00

### BULLION SNAPSHOT

Commodity	Expiry	Open	High	Low	Close	% Change
GOLD	5-Aug-26	146776.00	147090.00	145510.00	146529.00	-1.07
GOLD	5-Oct-26	150559.00	150709.00	149041.00	150156.00	-0.93
GOLDMINI	3-Jul-26	145000.00	145220.00	143518.00	144666.00	-1.00
GOLDMINI	5-Aug-26	147547.00	147547.00	145522.00	146512.00	-1.05
SILVER	3-Jul-26	227676.00	228800.00	225241.00	225834.00	-3.62
SILVER	4-Sep-26	238366.00	238366.00	230215.00	230797.00	-3.89
SILVERMINI	30-Jun-26	232800.00	233307.00	229511.00	230884.00	-45.51
SILVERMINI	31-Aug-26	242213.00	242213.00	234755.00	235220.00	27.54

### OPEN INTEREST SNAPSHOT

Commodity	Expiry	% Change	% Oi Change	Oi Status
MCXBULLDEX	24-Jun-26	0.00	0.00	Long Liquidation
MCXBULLDEX	29-Jul-26	0.00	0.00	Long Liquidation
GOLD	5-Aug-26	-1.07	0.55	Fresh Selling
GOLD	5-Oct-26	-0.93	7.78	Fresh Selling
GOLDMINI	3-Jul-26	-1.00	-5.78	Long Liquidation
GOLDMINI	5-Aug-26	-1.05	6.96	Fresh Selling
SILVER	3-Jul-26	-3.62	-5.19	Long Liquidation
SILVER	4-Sep-26	-3.89	18.53	Fresh Selling
SILVERMINI	30-Jun-26	-3.08	-45.51	Long Liquidation
SILVERMINI	31-Aug-26	-3.72	27.54	Fresh Selling

### INTERNATIONAL BULLION SNAPSHOT

Commodity	Open	High	Low	Close	% Change
Gold \$	4099.49	4112.10	4093.84	4095.05	-0.09
Silver \$	61.68	61.91	60.75	61.19	-0.76

### RATIOS

Ratio	Price	Ratio	Price	Ratio	Price
Gold / Silver Ratio	64.88	Silver / Crudeoil Ratio	32.43	Gold / Copper Ratio	114.32
Gold / Crudeoil Ratio	21.04	Silver / Copper Ratio	176.19	Crudeoil / Copper Ratio	5.43

## Important levels for Jewellery/Bullion Dealers



Booking Price for Sellers	Booking Price for Buyers
146839.00	146219.00
147049.00	146009.00



Booking Price for Sellers	Booking Price for Buyers
226554.00	225114.00
227314.00	224354.00



Booking Price for Sellers	Booking Price for Buyers
94.97	94.61
95.19	94.39

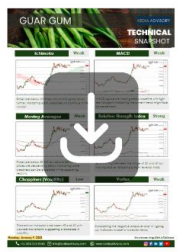
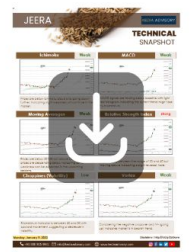



Booking Price for Sellers	Booking Price for Buyers
4107.90	4082.60
4120.80	4069.70



Booking Price for Sellers	Booking Price for Buyers
61.60	60.78
61.91	60.47

Click here for download Kedia Advisory **Special Research Reports**



## Technical Snapshot



**SELL GOLD AUG @ 147500 SL 148500 TGT 146000-145000. MCX**

### Observations

Gold trading range for the day is 144795-147955.

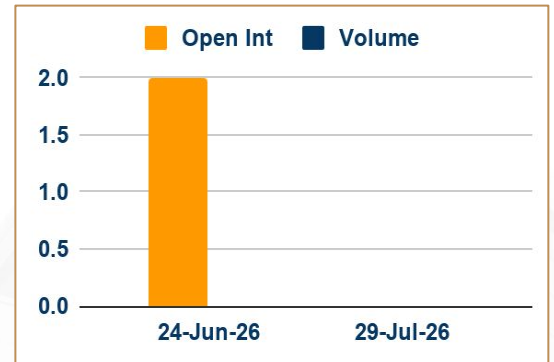
Gold prices dropped as the U.S. dollar strengthened to a one-year high on market expectations of a stricter U.S. Federal Reserve.

Deutsche Bank and BofA Global Research have updated their forecasts to include a rate increase in September.

Gold imports into India, have fallen nearly 70% since the government raised import duties to 15% from 6% last month.

Goldman Sachs cut its gold price forecast to \$4,900 per ounce by December, from a previous projection of \$5,400.

### OI & Volume



### Spread

GOLD OCT-AUG	3627.00
GOLDMINI AUG-JUL	1846.00

### Trading Levels

Commodity	Expiry	Close	R2	R1	PP	S1	S2
GOLD	5-Aug-26	146529.00	147955.00	147240.00	146375.00	145660.00	144795.00
GOLD	5-Oct-26	150156.00	151640.00	150900.00	149970.00	149230.00	148300.00
GOLDMINI	3-Jul-26	144666.00	146170.00	145420.00	144470.00	143720.00	142770.00
GOLDMINI	5-Aug-26	146512.00	148550.00	147530.00	146525.00	145505.00	144500.00
Gold \$		4095.05	4118.26	4106.16	4100.00	4087.90	4081.74

## Technical Snapshot



**SELL SILVER JUL @ 227000 SL 230000 TGT 224000-220000. MCX**

### Observations

Silver trading range for the day is 223065-230185.

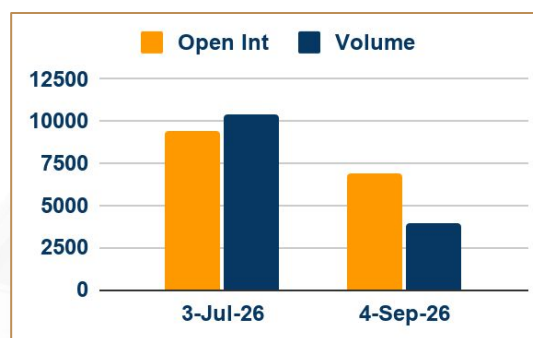
Silver fell amid higher US Treasury yields on rising bets on Fed rate hikes and uncertainty surrounding the US-Iran peace deal.

US private employers added an average of 30.75K jobs per week in early June.

Traders see 69% chance of rate hike in Sept - CME FedWatch

US PCE data due on Thursday awaited for Fed cues

### OI & Volume



### Spread

SILVER SEP-JUL	4963.00
SILVERMINI AUG-JUN	4336.00

### Trading Levels

Commodity	Expiry	Close	R2	R1	PP	S1	S2
SILVER	3-Jul-26	225834.00	230185.00	228010.00	226625.00	224450.00	223065.00
SILVER	4-Sep-26	230797.00	241275.00	236035.00	233125.00	227885.00	224975.00
SILVERMINI	30-Jun-26	230884.00	235030.00	232960.00	231235.00	229165.00	227440.00
SILVERMINI	31-Aug-26	235220.00	244855.00	240035.00	237395.00	232575.00	229935.00
Silver \$		61.19	62.44	61.81	61.28	60.65	60.12

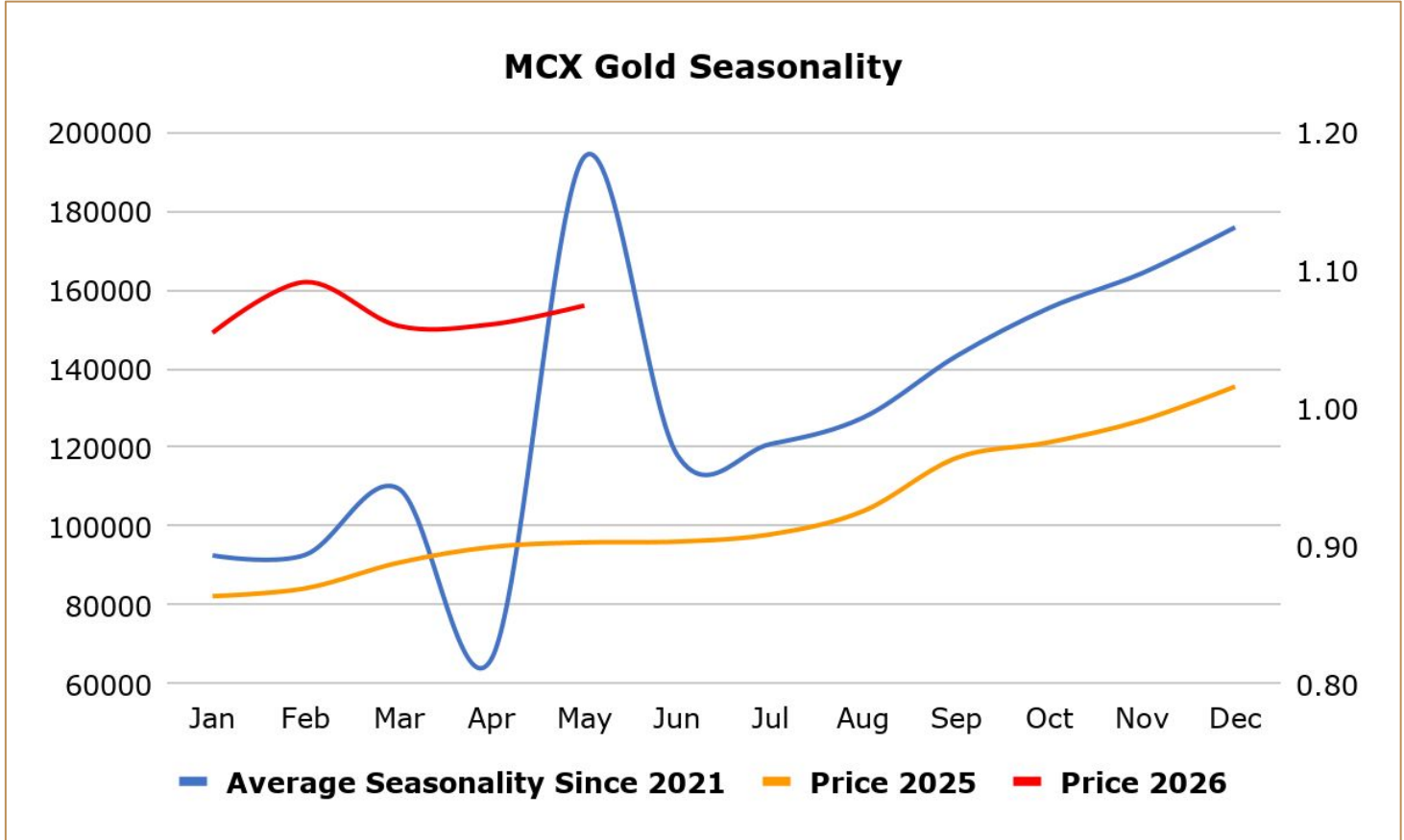
Gold prices dropped as the U.S. dollar strengthened to a one-year high on market expectations of a stricter U.S. Federal Reserve, pressuring the metal. For gold, hawkish Fed policy to counter inflation arising from war-driven energy costs has outweighed softer oil prices after U.S.-Iran talks in Switzerland on Monday. The U.S. dollar scaled its highest level since May last year, after almost half of Fed policymakers in last week's meeting indicated that they now expect rates to rise this year. Traders ratcheted up bets on higher interest rates this year, with an about 69% chance of a September hike, up from 29% last week, according to the CME FedWatch Tool. Investors are looking out for U.S. Personal Consumption Expenditures data, the Fed's preferred inflation gauge, due later this week, for further monetary policy cues.

Price volatility keeps India demand modest, China flips to discount - Gold demand was modest in India as prices fell to their lowest level in two-and-a-half months and remained volatile, while top consumer China flipped to a discount for the first time since late December. Dealers in India quoted discounts of up to \$54 an ounce over official domestic prices this week, widening from last week's discounts of up to \$35. India's physically backed gold exchange-traded funds (ETFs) recorded their first net monthly outflow in a year in May, driven by profit-taking following a price rally on higher import duties. In China, bullion shifted to discounts of \$4 to \$8 an ounce to the global benchmark spot price, compared with premiums of \$1 to \$5 last week, as investors stayed on the sidelines awaiting further details on the U.S.-Iran deal. In Hong Kong, gold traded between par and a \$2 premium, while in Japan, it was sold at a discount of \$0.25. In Singapore, gold was sold between a \$0.50 discount and a \$1.80 premium.

Swiss gold exports drop 9% in May as deliveries to India fall - Swiss gold exports fell 9% in May from the previous month as lower shipments to India and Hong Kong offset higher deliveries to Britain and China, Swiss customs data showed. Supplies to India, a key bullion consumer, slumped to 955 kg in May, the lowest monthly amount in six years, down from 6.5 metric tons in April as India raised import tariffs for precious metals to support the rupee. "Gold jewellery demand remained subdued through May and early June, a seasonally soft period," the World Gold Council said in its India-focused research. "Industry feedback also suggests that bar and coin demand remained broadly stagnant." Deliveries to the UK from Switzerland, the world's biggest bullion refining and transit hub, rose to 39.4 metric tons last month from 35.5 tons in April. Britain is home to the world's largest over-the-counter gold trading hub.

China's April net gold imports via Hong Kong rise 81.2% from March - China's net gold imports via Hong Kong rose 81.2% in April from the previous month, Hong Kong Census and Statistics Department data showed. The world's top gold consumer imported a net 86.715 metric tons in April, up from 47.866 tons in March, and marked its 13th straight monthly increase, the data showed. The Hong Kong data may not provide a complete picture of Chinese purchases because gold is also imported via Shanghai and Beijing. China's bullion buying patterns can influence global trends and markets. China's total gold imports via Hong Kong stood at 99.327 tons in April, up around 24.8% from March's 79.576 tons. Earlier this month, data from the People's Bank of China showed the central bank loaded up on gold for an 18th straight month in April. The country's gold reserves have added up to 74.64 million fine troy ounces by the end of April, versus the previous month's 74.38 million.

India raises gold and silver tariffs to 15% to curb imports, support rupee - India has raised import tariffs on gold and silver to 15% from 6%, government orders said, as part of efforts to curb overseas purchases of the metals and ease pressure on the country's foreign exchange reserves. The higher duties could dampen demand in the world's second-largest consumer of precious metals, although they may help narrow India's trade deficit and support the rupee, one of Asia's worst-performing currencies. However, industry officials warned higher import taxes could revive smuggling, which had eased after India cut tariffs in mid-2024. The government has imposed a 10% basic customs duty and a 5% Agriculture Infrastructure and Development Cess (AIDC) on gold and silver imports, taking the effective import tax to 15% from 6%. Inflows into India's gold exchange-traded funds (ETFs) surged 186% year-on-year in the March quarter to a record 20 metric tons, the World Gold Council said last month.



### USDINR Seasonality



### Weekly Economic Data

Date	Curr.	Data
Jun 22	EUR	Consumer Confidence
Jun 23	EUR	French Flash Manufacturing PMI
Jun 23	EUR	French Flash Services PMI
Jun 23	EUR	German Flash Manufacturing PMI
Jun 23	EUR	German Flash Services PMI
Jun 23	EUR	Flash Manufacturing PMI
Jun 23	EUR	Flash Services PMI
Jun 23	GBP	Flash Manufacturing PMI
Jun 23	GBP	Flash Services PMI
Jun 23	USD	ADP Weekly Employment Change
Jun 23	USD	Flash Manufacturing PMI
Jun 23	USD	Flash Services PMI
Jun 23	USD	Richmond Manufacturing Index

Date	Curr.	Data
Jun 24	EUR	Belgian NBB Business Climate
Jun 24	USD	New Home Sales
Jun 24	USD	Crude Oil Inventories
Jun 25	EUR	German GfK Consumer Climate
Jun 25	USD	Core PCE Price Index m/m
Jun 25	USD	Final GDP q/q
Jun 25	USD	Final GDP Price Index q/q
Jun 25	USD	Unemployment Claims
Jun 25	USD	Core Durable Goods Orders m/m
Jun 25	USD	Durable Goods Orders m/m
Jun 25	USD	Personal Income m/m
Jun 25	USD	Personal Spending m/m
Jun 25	USD	Natural Gas Storage

# Stay Ahead in Markets with Kedia Advisory



Get Live Commodity & Equity Market Updates backed by in-depth research, data-driven insights, and expert analysis.

## Why Kedia Advisory

- 👁️ Real-time market updates
- 👁️ Key levels & trend direction
- 👁️ Research-based market views
- 👁️ Trusted by active traders & investors

Visit: Kedia Advisory Website

[www.kediaadvisory.com](http://www.kediaadvisory.com)

CLICK HERE



SCAN ME



**Kedia Stocks and Commodities Research Pvt Ltd**

SEBI REGISTRATION NUMBER : INH000006156

Aadinath Commercial, Opp. Mumbai University, Vasant Valley Road, Khadakpada, Kalyan West

Investment in securities market are subject to market risks, read all the Related documents carefully before investing.



**Scan the QR to  
connect with us**

**KEDIA ADVISORY**

## **KEDIA STOCKS & COMMODITIES RESEARCH PVT LTD.**

Mumbai. INDIA.

For more details, please contact Mobile: +91 9619551022

Email: [info@kediaadvisory.com](mailto:info@kediaadvisory.com)

SEBI REGISTRATION NUMBER - INH000006156

For more information or to subscribe for monthly updates

Visit [www.kediaadvisory.com](http://www.kediaadvisory.com)

This Report is prepared and distributed by Kedia Stocks & Commodities Research Pvt Ltd. for information purposes only. The recommendations, if any, made herein are expressions of views and/or opinions and should not be deemed or construed to be neither advice for the purpose of purchase or sale through KSCRPL nor any solicitation or offering of any investment /trading opportunity. These information/opinions/ views are not meant to serve as a professional investment guide for the readers. No action is solicited based upon the information provided herein. Recipients of this Report should rely on information/data arising out of their own investigations. Readers are advised to seek independent professional advice and arrive at an informed trading/investment decision before executing any trades or making any investments. This Report has been prepared on the basis of publicly available information, internally developed data and other sources believed by KSCRPL to be reliable. KSCRPL or its directors, employees, affiliates or representatives do not assume any responsibility for or warrant the accuracy, completeness, adequacy and reliability of such information/opinions/ views. While due care has been taken to ensure that the disclosures and opinions given are fair and reasonable, none of the directors, employees, affiliates or representatives of KSCRPL shall be liable for any direct, indirect, special, incidental, consequential, punitive or exemplary damages, including lost profits arising in any way whatsoever from the information/opinions/views contained in this Report. The possession, circulation and/or distribution of this Report may be restricted or regulated in certain jurisdictions by appropriate laws. No action has been or will be taken by KSCRPL in any jurisdiction (other than India), where any action for such purpose (s) is required. Accordingly, this Report shall not be possessed, circulated and/ or distributed in any such country or jurisdiction unless such action is in compliance with all applicable laws and regulations of such country or jurisdiction. KSCRPL requires such a recipient to inform himself about and to observe any restrictions at his own expense, without any liability to KSCRPL. Any dispute arising out of this Report shall be subject to the exclusive jurisdiction of the Courts in India.